


Attachment 1: Regulations of Using the Web Accessibility Conformance

A. Definition of the Web Accessibility Conformance

The web accessibility conformance is divided into the first priority level “A”, the second priority level “AA”, the third priority level “AAA” and A+. These four levels correspond to four conformation levels (A, Double-A, Triple-A and A+), which required machine check and human review. The implications of these four levels are shown below:

1. The First Priority Level: agencies (institutes) shall pass the first priority level as the basic requirement of being a qualified web accessibility conformance design. The conformance is represented by an “A”; if a website cannot pass the first priority level, its information content for people, who are mentally and physically challenged, **must have problems** and cannot be read.

The conformance of the first priority level is .


2. A+: for websites passed the first priority level and have three functions that facilitate users to browse web pages, they will obtain the A+ conformance. The A+ conformance logo is



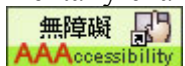
The three functions that facilitate users to browse web pages:

- a. The web page guide tiles plus keyboard access keys.
- b. The sitemap guiding function of the website.
- c. The web page browsing tool must involve keyboard design instead of using the mouse to select items only.

3. The Second Priority Level: contains the first and second priority level, where its conformance is represented by double-A (AA). If a website cannot to pass the second priority level, its information content for people, who are mentally and physically challenged, must have create

difficulties for them. The conformance of the second priority level is .

4. The Third Priority Level: is the highest level that contains the first, second and third priority levels, where its conformance is represented by triple A. If a website cannot pass the third priority level, the information content of website browsed by people who are physically and mentally challenged **must have some problems**. The conformance of the third priority level is



B. Procedures of Putting up and Linking the Web Accessibility Conformance

1. Links to the Conformance Image File with Web Accessibility Level

National Communications Commission (NCC) or examination websites established by other government agencies (institutes) under NCC’s commission.

2. Putting up Location

- a. Entire Website:

- (1) Same website: agency (institute) passed the accessibility examination for its entire website (please refer to “C. Other Instructions” for the definition of “entire website”) shall put up the web accessibility conformance on appropriate place of the website front page, usually on the bottom of the web page.

(2) Different website: applications of putting up the conformance shall be submitted respectively.

- b. Partial Website: the agency (institute) passed the accessibility examination for partial web pages shall put up the web accessibility conformance on appropriate place of the website passed the examination.

3. Conformances with Descriptions of the Alternative Text

For conformances put up on the website, the agency (institute) shall add descriptions of the alternative text as well as a hyperlink that links to the agency (institute) web page “Conformance Link Path”.

Logo format:

```
<a href="(received the conformance link path)" title="Examination website"></a>
```

4. To facilitate the transaction of search engine and special internet devices used by people who are physically and mentally challenged, and to help the website managers and people who are physically and mentally challenged understand that the website already passed the accessible website examination, it is suggested to add the meta descriptions on the web page header.

Meta Format:

```
<meta name="Accessible_website" content=" this website passed the accessible web page examination of priority level (A|A+|AA|AAA)" />
```

C. Other Instructions

1. Webs pages under the domain of agency (institute) must conform to the accessibility design.
2. Definition of the “Entire Website”: refers to all web pages under the same URL including web pages with hyperlinks under in the same URL folder.
3. Definition of the “Entire Domain”: refers to websites within the domain of that agency (institute).

